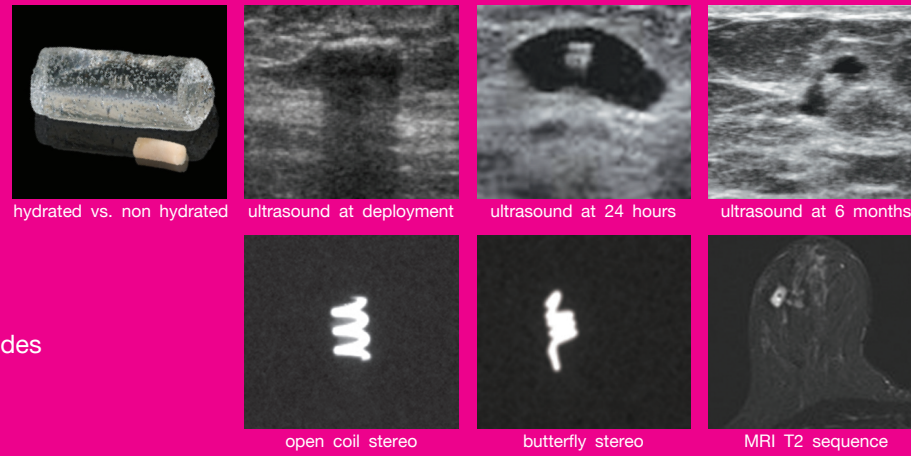


HydroMARK

hydrogel/titanium & stainless

ST/US/MR

ENDURING:
exclusive hydrogel technology provides
unmatched long-term U/S visibility



hydrated vs. non hydrated ultrasound at deployment ultrasound at 24 hours ultrasound at 6 months

open coil stereo butterfly stereo MRI T2 sequence

Mammotome revolve

GAUGE	SHAPE	CODE
10G		4010-03-09-T3**
		4010-03-09-T1**

**Compatible with 9cm cup on or off.
Compatible with 12cm cup off.
Not compatible with 15cm.

Mammotome

GAUGE	SHAPE	CODE
8G		4010-01-08-T3*
		4010-01-08-T4*
		4010-01-08-T1*
8G		4010-01-08-S1*
11G		4010-01-11-T3
		4010-01-11-T4
		4010-01-11-T1

*For use with Mammotome ST/MR Probe

Mammotome elite / Core Needle

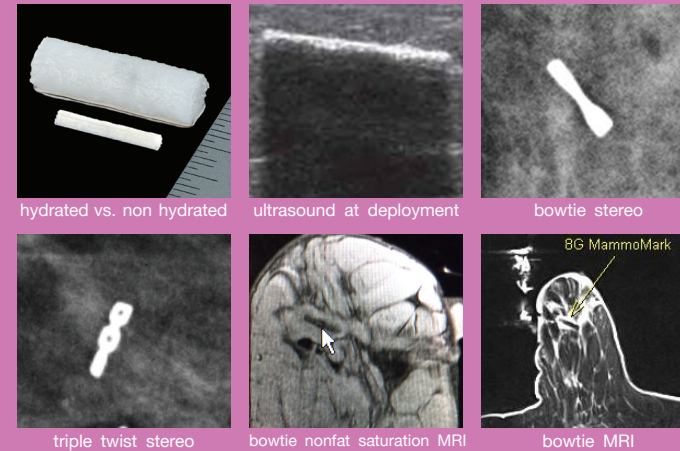
GAUGE	SHAPE	CODE
15G		4010-02-15-T3
		4010-02-15-T4
		4010-02-15-T1
15G		4010-02-15-S3
15G		4010-02-15-S1
18G		4010-02-18-T3

MammoMARK/ CorMARK

collagen/titanium

ST/US/MR

PRECISE:
rapid collagen expansion anchors
the marker within the biopsy
cavity reducing the likelihood of
movement



hydrated vs. non hydrated ultrasound at deployment bowtie stereo

triple twist stereo bowtie nonfat saturation MRI bowtie MRI

Mammotome revolve

GAUGE	SHAPE	CODE
8G		MMK0801
		MMK0802
		MMK0803
10G		MMK1001
		MMK1002
		MMK1003

Mammotome

GAUGE	SHAPE	CODE
8G		MRM4008*
		MAM3008
11G		MAM3001
		MAM3002
		MRM4002*

*For use with Mammotome ST/MR Probe

Mammotome elite / Core Needle

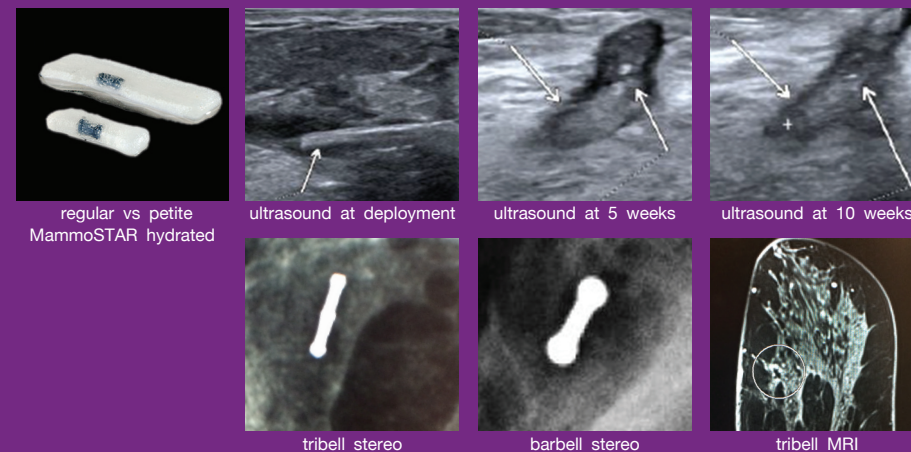
GAUGE	SHAPE	CODE
14G		MAM3014
		MAM3015

MammoSTAR

beta-glucan/ceramic
& carbon

ST/US

NATURAL: unique marking
technology provides an essential
non-metal marking alternative



regular vs petite MammoSTAR hydrated ultrasound at deployment ultrasound at 5 weeks ultrasound at 10 weeks

tribell stereo barbell stereo tribell MRI

Mammotome revolve

GAUGE	SHAPE	CODE
8G		STAR0831
		STAR0832
8G		STAR0833
10G		STAR1031
		STAR1032
10G		STAR1033

Mammotome

GAUGE	SHAPE	CODE
8G		STAR0801
		STAR0802
11G		STAR1101
		STAR1102

Mammotome elite / Core Needle

GAUGE	SHAPE	CODE
10G		STAR1001
14G		STAR1401
		STAR1402
14G		STAR1403

P = PETITE
T = TITANIUM
S = STAINLESS
* = MRI COMPATIBLE

Mammotome Biopsy

The role of a biopsy site identifier varies based on the patient's needs. Sometimes, the tissue marker provides the only visible evidence of where diseased tissue was found. Other times, the tissue marker allows for more comfortable follow-up care performed under ultrasound guidance. In any situation, the choice of biopsy site identifier is made based on the clinical needs.

HydroMARK

The biodegradable hydrogel polymer absorbs greater than 90 percent water after hydration providing exceptional long-term ultrasound visibility. The permanently visible metallic clips are available in three unique shapes – in both titanium and stainless steel – providing the optimal suite of marking alternatives.



OPEN COIL



BUTTERFLY



BARREL

MammoMARK/CorMARK

The hemostatic collagen carrier plug rapidly expands up to 300 percent within 60 seconds, anchoring the marker in place. The radiopaque and MRI-safe titanium clip is located in the center of the collagen plug, allowing it to remain centrally located in the biopsy site after collagen is absorbed.



BOWTIE



TRIPLE TWIST



U-SHAPE

MammoSTAR

The long-lasting beta-glucan carrier plug provides ultrasound visibility for wire localization for as long as six months. The carbon-coated ceramic marker provides a natural alternative to artificial or metallic markers.



BARBELL



TRIBELL

Order Placement

- + **PHONE:** Contact your Customer Service Representative at **1-877-926-2666** between the hours of 8:00am and 5:30pm EST. Shipping details and an order confirmation number will be provided to you upon completion of your order.
- + **FAX:** Send your order via fax to your Customer Service Representative at **1-888-260-6362**.
- + **EMAIL:** Send your order via email to your Customer Service Representative at **us.customerservice@leicabiosystems.com**
- + **WEB:** <https://www.mammotome.com/place-an-order/>

Mammotome markers

biopsy site identifiers



OPEN COIL



BUTTERFLY



BARREL



BOWTIE



TRIPLE TWIST



U-SHAPE



BARBELL



TRIBELL

©2019 Devicor Medical Products, Inc. All rights reserved. For complete product details, see Instructions for Use. Mammotome, Mammotome revolve, Mammotome elite, HydroMARK, CorMARK, MammoMARK, and MammoSTAR are all registered trademarks of Devicor Medical Products, Inc. in the USA and optionally in other countries. Other logos, product and/or company names might be trademarks of their respective owners. MDM 14-0016 Rev 11/19

Biopsy Device Compatibility